


Diocese of Motherwell



Confirmation Family Workbook

ACKNOWLEDGEMENTS

This workbook is published by the Religious Education department of the Diocese of Motherwell, which asserts copyright over its contents as its intellectual property.

Many thanks are due to the members of the Confirmation writing team: Lynne Collins, Cheryl Farrell, Laura Finlay, Michelle Fullerton, Elizabeth Gibson, Jennifer Graham, Frank Kearns, Joanne Murrie, Caroline Pitcathley, Brenda O'Hara, Lauren Renicks, Heather Sludden, and Patricia Walker, and to their head teachers for their support. Heartfelt thanks also to Joanne Murrie for the illustrations.

Scripture texts are taken from the Jerusalem Bible © 1985 by Darton, Longman and Todd Ltd and Doubleday & Company Inc.

© Diocese of Motherwell 2019.

Name _____

School _____

Class _____

Date I started this workbook _____

Date I completed this workbook _____

Information for parents/carers



Welcome to the workbook for Confirmation.

You are invited to participate fully in your child's preparation for Confirmation, alongside the school and parish. As the first and most important educator of your child in faith, you are also invited to reflect on your own faith, and are challenged to renew your discipleship. If you are not a Catholic, the workbook will allow you to learn alongside your child about their faith. As you begin this journey, it's good to hear the words of the Risen Christ, "Do not be afraid."

Two important decisions. Already at this stage, it's worth thinking of two decisions you will take alongside your child. They will choose a **Sponsor**, who will accompany them on their journey, show them a good example of faith, and will have a part to play in the Confirmation ceremony. This person must be a practicing Catholic, aged 16 or over. One of your child's godparents can fulfil this role, but the most important thing is the example of faith practice they can give.

Your child will also choose a **Confirmation saint**, and the workbook invites you to help them choose. Please help them to choose wisely, and to keep an open mind about their choice until they have done some research at home and in class.

Sunday Mass. In Confirmation your child will take their final step of initiation into the Catholic community, and will be invited to take a full part in church life. The faith life of the school is not enough on its own to give the experience of Catholic community life. That community resides above all in the parish. It is essential that, as they prepare for Confirmation, they have an experience of weekly Mass, and thus fulfill their Sunday obligation.

Workbook instructions. For each session, we would ask that when you get the book home you:

- Read through what your child has completed in their workbook for this week and use it as a way of prompting discussion on the development of their own spirituality and deepening awareness of their faith, especially in relation to Confirmation.
- You could also use this as an opportunity for focussed prayer time and Quiet Prayer. Information is available on our www.rcdom.org.uk website under Education Resources.
- Please complete the parent reflection as a way of supporting your child through their Confirmation journey.
- Please ensure your child puts the book in their bag at the end of prayer time to return to class the following day.

Many thanks for your support.

Diocesan website

For further information, and for links to useful websites, see the new diocesan website for parents and carers at www.rcdom.org.uk/parents-resources

Information for parents

	Please now do this activity and prayer with your child (tick):	Please return the workbook to school by:
Home activity 1		
Home activity 2		
Home activity 3		
Home activity 4		
Home activity 5		
Home activity 6		
Home activity 7		

1. Jesus, filled with the Holy Spirit



Background information for parents/carers

"Christ does not want admirers, but followers."

Søren Kierkegaard

So the journey to Confirmation with your child begins, a time of great excitement, and a privileged time for parents and children to share time, memories, and the gift of their faith. Setting off on a journey always causes some uncertainty, but God accompanies us and asks us to open ourselves to the gift of the Holy Spirit.

Pope Francis, in his first sermon for Pentecost said, "Newness always makes us a bit fearful, because we feel more secure if we have everything under control, if we are the ones who build, programme and plan our lives in accordance with our own ideas, our own comfort, our own preferences. This is also the case when it comes to God. Let us ask ourselves today: Are we open to "God's surprises"? Or are we closed and fearful before the newness of the Holy Spirit?"

Jesus' whole life on earth was open to, and inspired by, the Holy Spirit. Jesus was filled with the Holy Spirit. And so his words, deeds and attitudes towards others help us to understand something of the power of the Spirit. Let us journey together, open to what the Holy Spirit has in store for the next few weeks.

Bible references for this theme:

Luke 4: 16-21

Mark 8: 22-24

During this theme your child will

become more familiar with the

following key vocabulary:

Holy Spirit healing trust charity

selflessness caring volunteering

apostles Synagogue

School Session

The Scripture passages below tell us of the Holy Spirit at work in different situations in Jesus' life.



Look up these passages from the Bible and discuss Jesus' actions and qualities with your group/class:

Luke 4: 16-21 Jesus in the Synagogue

Mark 8: 22-24 Jesus Heals the Blind Man

In pairs, record your thoughts on both passages and the way Jesus acted in both situations:

A large rectangular area enclosed by an orange border, containing ten horizontal lines for writing.

The Spirit Works In Others



Jesus showed that the Spirit of God was upon him by bringing good news to the poor. Today, the Holy Spirit works in others when they show concern and try to help the less fortunate. Look in the newspaper/internet for an example of how an individual or a group of people are working to help those less fortunate than themselves.

Stick your picture/article here

In your co-op group discuss then write about:

- Who is being helped?
- Why do they need help?
- How are they being helped?
- What does this tell us about the people helping them?

Home Session 1



Discuss with your parent/carer the different qualities Jesus displayed when he went to the synagogue and then healed the blind man.



Think about a time where you displayed similar qualities. Write about it in the space provided:



Think about an activity you and your parent/carer may be able to do together in your local community to follow in the example of Jesus. You might:

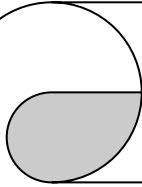
- Help a younger family member learn a new skill or do their homework.
- Volunteer to do the offertory procession together at Sunday Mass.
- Visit an elderly relative or someone you have not seen in a while.
- Participate in a charity fundraiser.

- Write below about what you chose to do and how it made you feel:

Pupil: _____

Parent: _____

Parent/Carer signature: _____



Prayer Time at Home



This could be a good time to reflect on your experiences this week.

- Light a candle if you have one (your child's Baptismal candle could also be used.)
- You may want to set up a small altar as a point to focus on during your prayer, this could consist of a Bible, flowers and your candle.
- Close your eyes for a couple of minutes and think about how God's Spirit has been in your heart this week and how your experiences have brought you closer to him.
- When finished reflecting, say together:

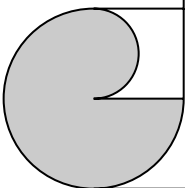
In the name of the Father and of the Son and of the Holy Spirit

God our Father,

We thank you for bringing the gift of the Holy Spirit into our hearts.

Help us to embrace the Holy Spirit in our daily lives and be inspired by His presence to follow Jesus' example in all that we do.

In the name of the Father and of the Son and of the Holy Spirit. Amen.



2. My Confirmation Saint



Background for parents/carers

"There are no better examples than the saints, and no better helpers. If my namesake is a saint, I have a friend with God."

(YouCat p. 120)

Your child has been learning about the Holy Spirit and the ways that they can be guided in their lives. As your child prepares for the Sacrament of Confirmation they will be learning about the Saints who were also inspired and enlightened by the Holy Spirit. When considering which Saint's name your child will choose they must reflect upon the ways in which this person can encourage them to live like Jesus. Through learning about the Saints' strengths and faithfulness your child should begin to explore his/her own gifts and talents considering how these can be used each day.

It is essential that there are opportunities provided for quiet prayer and reflection. Your child's chosen Saint should help guide them as they prepare for the Sacrament of Confirmation and beyond. Ideally, boys should choose a male saint and girls should choose a female saint.

Bible references for this theme:

During this theme your child will become more familiar with the following key vocabulary:

Baptismal name Confirmation name
faithfulness service vocation

School Session



After Jesus died, his disciples were deeply saddened and were left without hope but the Holy Spirit appeared to them at Pentecost and changed their lives forever. Since then, many other people have received the Holy Spirit and lived extraordinary lives. Today we recognise these people as Saints and many of them gave up their lives for their strong faith.

Research three Saints of your choice. Write three facts about them and describe how they inspire you.

Home Session 2



Research at home, to find out about your Confirmation Saint (there are great links to relevant websites at <http://www.rcdom.org.uk/confirmation-preparation>).

Answer the following questions and discuss what you have found with an adult.

What is your Saint's name?

Where and when did he/she live?

What did he/she do to show their love for God?

Why were they made a Saint?



What inspires you most about him/her?


Parent/Carer signature: _____

School Session



Draw a picture of your chosen Saint and create a motto that you can use to inspire you.





Prayer Time at Home



This could be a good time to reflect on your experiences this week.

- Light a candle if you have one (your child's Baptismal candle could also be used.)
- You may want to set up a small altar as a point to focus on during your prayer, this could consist of a Bible, flowers and your candle.
- Close your eyes for a couple of minutes and think about how God's Spirit has been in your heart this week and how your experiences have brought you closer to him.
- When finished reflecting, say together:

In the name of the Father and of the Son and of the Holy Spirit. Amen

Dear Holy Spirit, bless _____ with the gifts which you bestowed on the disciples. As he/she prepares to become a full member of the Catholic Church, fill him/her with compassion, wisdom, justice and integrity. We ask the saints to intercede for him/her, as he/she strives to show God's love.

In the name of the Father and of the Son and of the Holy Spirit. Amen

3. Anointed Priest, Prophet and King



Background information for parents/carers

"Set me like a seal upon your heart, since love is stronger than death."
Song of Songs 8: 6

The central part of the Confirmation ceremony involves the bishop anointing your child with the oil of Chrism and saying, "Be sealed with the gift of the Holy Spirit." This section explores the meaning of this gesture and words, in which your child will be invited to live more like Jesus, the Christ or anointed one. Jesus was a priest, prophet and king, and while these words are still quite common in our language today, they require a bit of explanation.

The idea of a seal is also an ancient one, and in the home session, your family will be invited to write a private prayer letter or list to God, and seal it, just as kings used to seal important, secret letters. In this way, you will be able to ask for the seal of God's blessing and protection upon your family life.

Bible references for this theme:

Exodus 40: 12-16

1 Kings 1: 38-40

Isaiah 61: 1-4

Luke 4: 16-21

During this theme your child will become more familiar with the following key vocabulary:

Anointed by the Holy Spirit
priest, prophet and king
seal of the Holy Spirit

School Session

An old definition of the sacraments calls them "an outward sign of inward grace." Grace is the help, blessing and strength which God gives us.



Complete the table below of some outward signs of God's inner gifts to us.

Outward sign	Sacrament or liturgy	What the sign means (signifies)/is inwardly
Ashes on forehead	Ash Wednesday	Sign of penitence
Bread and wine		
	Baptism	
Making three crosses on forehead, lips and chest		
	Confirmation	Being anointed priest, prophet and king

All through the bible, **oil** is used as a sign of someone being anointed priest, prophet and king. Jesus is the Christ, (which is Greek for 'the anointed one'), who was a priest, prophet and king. The aim of Confirmation, where we are anointed with oil by the bishop, is to make us more like Jesus.

Look up the following passages, which tell us about other people who were anointed priests, prophets and kings in the Old Testament:



Exodus 40: 12-16 (Aaron the priest anointed)

1 Kings 1: 38-40 (Solomon is anointed king)

Isaiah 61: 1-4 (the suffering servant given the oil of gladness)

Now read again the account of Jesus in the synagogue in Luke 4: 16-21, and with the help of your teacher and classmates, apply these definitions to **Jesus**, and also to **yourself** as a candidate for Confirmation:

Priest: *A priest is a person who offers sacrifice*

Jesus was a priest because:

I can be like a priest by:

Prophet: *A prophet does God's will and speaks up for the truth*

Jesus was a prophet because:

I can be a prophet by:

King: *A king is chosen to uphold the values of the kingdom*

Jesus was a king because:

I can uphold the values of the God's kingdom by:

Home Session 3



Discuss with your parent/carer some of the ways you can strive to be like Jesus, the anointed priest, prophet and king.

Read the following passage over with your parent/carer:

When we are anointed with the Holy Spirit at Confirmation, the bishop says "Be sealed with the gift of the Holy Spirit." This means that Confirmation cannot be repeated, as the gift of the Holy Spirit remains with us forever.



Long ago, kings and other important people would place a wax seal with their coat of arms on the letters they sent. The person receiving knew the letter was genuinely from the king and not someone pretending to be him. The wax seal also ensured that the letter had not been opened, and that no one had read the secret contents.



In Jesus' time, soldiers were marked with their leader's seal, and slaves with their master's.

Task:

Write a prayer letter or prayer list to God, thanking God for His gifts and asking for the things which are most important to you at this time.

Ask anyone in your immediate family who would be happy to take part (Dad/Mum/carer/brothers/sisters) to write a similar letter too.


Once the letters/lists are complete, put them together into one envelope and seal the envelope. You could draw your own special seal on the envelope, write 'private' on it, or get your teacher/another adult to seal it with wax.

Stick your private sealed letter below:

My sealed letter to God



May God guide these, our words and our thoughts, and be pleased to accept our thanks and listen to our prayers, through Christ our Lord. Amen.



Prayer Time at Home



This could be a good time to reflect on your experiences this week.

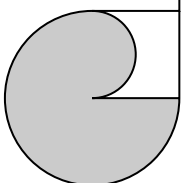
- Light a candle if you have one (your child's Baptismal candle could also be used.)
- You may want to set up a small altar as a point to focus on during your prayer, this could consist of a Bible, flowers and your candle.
- Place the sealed prayer envelope in a prominent place.
- Close your eyes for a couple of minutes and think about how God's Spirit has been in your heart this week and how your experiences have brought you closer to him.
- When finished reflecting, say together:

In the name of the Father and of the Son and of the Holy Spirit

God our Father,

We thank you for the secret thoughts and prayers which we have written, and for the opportunity to pray as a family. Help us to be marked and sealed by the Holy Spirit's protection, today and always.

In the name of the Father and of the Son and of the Holy Spirit. Amen.



4. The Day of Pentecost



Background information for parents/carers

This section of the workbook aims to reflect what the children have been learning about the story of Pentecost and the symbols of the Holy Spirit. Confirmation has been called 'our personal Pentecost'.

We would ask that when you get the book home you:

- Discuss the story of Pentecost and the importance of this in relation to Confirmation (The Holy Spirit visited the apostles in the form of wind and then fire).
- Discuss the symbols of the Holy Spirit and the relevance of the words your child has chosen to describe them.
- You could also use this as an opportunity for focussed prayer time and Christian meditation. You could begin by lighting a candle and saying one of the prayers to the Holy Spirit. You could use the words Maranatha (Come Lord Jesus) to do a few minutes of Christian meditation.
- Please complete the parent reflection as a way of supporting your child through their Confirmation journey.

Many thanks for your support.

Bible references for this theme:

Acts 2: 1-4

During this theme your child will become more familiar with the following key vocabulary:

Pentecost Holy Spirit power
strength symbolism fire wind
breath apostles

School Session



Read and discuss the scripture passage below:

Acts 2: 1-4

When Pentecost day came round, they had all met in one room, when suddenly they heard what sounded like a powerful wind from heaven, the noise of which filled the entire house in which they were sitting; and something appeared to them that seemed like tongues of fire; these separated and came to rest on the head of each of them.

They were all filled with the Holy Spirit, and began to speak foreign languages as the Spirit gave them the gift of speech.

After you have discussed the story of Pentecost in your pairs, write below a summary of the story including the main points.

What do you think you will be able to do after you are filled with the Holy Spirit at Confirmation?

School Session



The Holy Spirit

After spending this week exploring the story of Pentecost and symbols of the Holy Spirit, design below a shield or logo of the Holy Spirit incorporating all you have learned.

School Session

Symbolism of the Holy Spirit

Now you have explored the symbols of the Holy Spirit, create a mini mind map for each using words and phrases associated with the symbol.



Wind

Fire

Breath

Home Session 4



After spending this week exploring the story of Pentecost and symbols of the Holy Spirit discuss with someone at home what you have learned.



Dear parent/ carer please write a comment below of what you have discussed and reflected on with your child.

Parent/Carer signature: _____



Prayer Time at Home



This could be a good time to reflect on your experiences this week.

- Light a candle if you have one (your child's Baptismal candle could also be used)
- You may want to set up a centre point to focus on during your prayer: this could consist of a Bible, flowers and your candle.
- Close your eyes for a couple of minutes and think about how God's Spirit has been in your heart this week, and how your experiences have brought you closer to the Spirit.
- When finished reflecting, we say together:


In the name of the Father, and of the Son, and of the Holy Spirit. Amen.

Come Holy Spirit

Come Holy Spirit, fill the hearts of your faithful and kindle in them the fire of your love. Send forth your Spirit and they shall be created. And You shall renew the face of the earth. O, God, who by the light of the Holy Spirit, did instruct the hearts of the faithful, grant that by the same Holy Spirit we may be truly wise and ever enjoy His consolations, Through Christ Our Lord, Amen.

In the name of the Father, and of the Son, and of the Holy Spirit. Amen.

5. Witnesses for Jesus



Background information for parents/carers

“It is the Lord’s example: he is the most important, and he washes feet, because with us what is highest must be at the service of others.”

Pope Francis, Holy Thursday homily at Casal del Marmo youth prison, 2013.

Your child has been learning about the word 'witness' and what it means to be a witness to Jesus. Jesus told his disciples at the Last Supper:

'I give you a new commandment: love one another just as I have loved you. It is by your love for one another, that everyone will recognise you as my disciples.' (John 13:34-35).

He spoke these words after washing his disciples' feet. We can take inspiration from Jesus' words and his actions. In school, your child has considered how they can be a witness to Jesus, throughout their lives, by looking at the example of others.

Bible references for this theme:

Luke 4: 16-22

During this theme your child will become more familiar with the following key vocabulary:

Beginning of Jesus' ministry
commitment to justice concern for the poor witness

Class Session



As we saw in section 3, at Confirmation we are anointed with Chrism. This anointing is a sign that we are specially chosen by God for a mission. We receive special help for this mission from the Holy Spirit. We are called to be witnesses of Jesus Christ, that is, we are called to tell people what is true, what really happened.

Read the passage from the Gospel of Luke where we learn that Jesus was anointed by the Lord (Luke 4:16-22 *Isaiah's Prophecy Fulfilled*). This passage tells us what Jesus himself did and what he wants us to do as his followers.

The scripture passage tells us: Jesus went to the synagogue on the Sabbath day. The Sabbath was the time that the Jewish people set aside for the worship of God.

As Catholics when are we obliged to attend Mass?

The passage tells us that, 'Jesus stood up to read.' Reading at Mass is one of the ways we can bear witness to Jesus in our parish. After looking at your parish website, or the Diocesan website, write about some of the other ways you can bear witness in your parish.

Jesus read from the scroll of the prophet Isaiah. Isaiah was a prophet who lived over seven hundred years before Jesus was born. Many prophets during Old Testament times told the people about important future events.

Who is Jesus reading about when the passage says, 'The Spirit of the Lord has been given to me...?'

What did the Jewish people, who were listening, think of Jesus?

Home Session 5

Ite, missa est.

This phrase is in Latin, the ancient language of the church. It can be translated as 'Go, you are sent forth.' It is said at the end of Mass as part of the Concluding Rite. Sometimes the priest will say 'Go and announce the Gospel of the Lord.' or 'Go in peace, glorifying the Lord by your life.'

We have a responsibility to live our lives according to the teachings of Jesus. These words are said to us after we have celebrated Mass to remind us of this.



Parent/carer: Talk about the ways in which members of your family bear witness to Jesus.

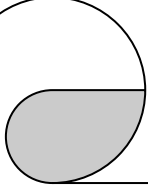


Child: Draw a picture in each of the boxes below, to show how you could be a witness to Jesus in your life.

At home	In school

In my parish	In the wider world
--------------	--------------------

Parent/Carer signature: _____



Prayer Time at Home



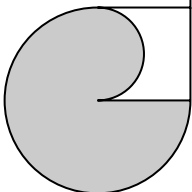
This could be a good time to reflect on your experiences this week.

- Light a candle if you have one (your child's Baptismal candle could also be used)
- You may want to set up a centre point to focus on during your prayer: this could consist of a Bible, flowers and your candle.
- Close your eyes for a couple of minutes and think about God's Spirit has been in your heart this week, and how your experiences have brought you closer to the Spirit. If you have done this in class before, this would be a good time to repeat the prayer mantra "Maranatha", which means 'Come, Lord'.
- When finished reflecting, we say together:


In the name of the Father, and of the Son, and of the Holy Spirit.
Amen.

Jesus, my Lord, you have shown me how to love and serve others.
Help me truly to bear witness to you by my actions and my words. Amen.

In the name of the Father, and of the Son, and of the Holy Spirit.
Amen.



6. The Gifts and Fruits of the Holy Spirit



Background information for parents/carers

"In the fruits of the Holy Spirit the world can see what becomes of people who let themselves be adopted, led, and completely formed by God. They show that God really plays a role in the life of Christians."

(YouCat p.177)

During this section of the workbook, your child will be learning about the Gifts and Fruits of the Holy Spirit. They will come to understand that they receive the Gifts of the Holy Spirit at Baptism, and that these gifts will bear fruit as they develop positive qualities during their spiritual life journey. Encourage your child to recognise their special gifts and support them as they deepen their understanding.

Bible references for this theme:

Galatians 5: 22-23

Isaiah 11: 1-5

During this theme your child will become more familiar with the following key vocabulary:

Wisdom understanding counsel
fortitude knowledge piety
fear of the Lord.

School Session



Read the scripture passage **1 Corinthians 12:1-11**, when St Paul is outlining the Gifts of the Holy Spirit.

Discuss the passage with your group. Can you think of a time when you received an amazing gift, perhaps at Christmas time, or at your birthday?

Draw or describe how this gift looked below.

Describe why this gift was so special.

Gifts come in various shapes and sizes, and sometimes gifts are not visible. Can you think of an example of a gift that you have that is invisible? Your gift might be that you are good at writing stories, or that you are a great goalkeeper.

Write about your gift(s) below.

God gave everyone special gifts; we are all unique in that we each have gifts personal to us. Write about someone you know, and explain what you think their gift is.

At Baptism, the Holy Spirit gave you seven gifts; wisdom, understanding, counsel, fortitude, knowledge, piety and fear of the Lord. At Confirmation, these gifts are further increased in each of you.



These gifts cannot be lifted, or touched, but they are always present with you. They are even more special, because as you use them, they increase and grow. You must make sure that you open your heart to the Holy Spirit, in order to nurture them.

Discussion activity

Children sit in a circle. Each child chooses the name of another child out of a hat, and writes down what they think that child's special gift is underneath. The notes are then put back into the hat, and the hat is passed around the circle once more. Each child chooses a note and reads it aloud, sharing the child's name, and what their peer perceives as being their gift.

Discuss; is this an obvious gift, or is it a gift that perhaps classmates do not often see, e.g. martial arts, baking, etc. How can the children use this special gift to benefit their peers, school and wider community?

How can they share their gift, perhaps teaching others?



Home Session 6

Love is a fruit of the Holy Spirit and it is also a gift.



LOVE- list words/ phrases which define **LOVE** for you as a family:



Complete:

LOVE ____ LOVE _____ LOVE ____ / _____

GDO

YFROULES

ENO RTHONAE



Solve these anagrams together and try to think of a time you or someone in your family showed these loving qualities.

SFELSSELSSENS _____

YLLOAYT _____

A time when I showed a loving quality was:

A time when _____ showed a loving quality was:

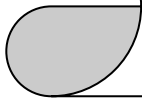


Can you relate any of these stories to your Confirmation Saint, or to a Saint that you have been learning about?

How did they show loving qualities in the way they lived?

How did they show that the Holy Spirit was active in their lives?

Parent/Carer signature: _____



Prayer Time at Home



This could be a good time to reflect on your experiences this week.

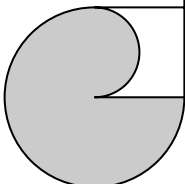
- Light a candle if you have one (your child's Baptismal candle could also be used)
- You may want to set up a centre point to focus on during your prayer: this could consist of a Bible, flowers and your candle.
- Close your eyes for a couple of minutes and think about how God's Spirit has been in your heart this week, and how your experiences have brought you closer to the Spirit.
- When finished reflecting, we say together:

In the name of the Father, and of the Son, and of the Holy Spirit. Amen.

Dear Holy Spirit,

We thank you for giving us the gifts of wisdom, understanding, counsel, fortitude, knowledge, piety and fear of the Lord. Help us to use these gifts to guide us through our faith journey, helping us to make decisions which can sometimes be difficult. Amen

In the name of the Father, and of the Son, and of the Holy Spirit. Amen.



7. The Rite of Confirmation



Background information for parents/carers

The Rite of Confirmation refers to the ceremony where Confirmation is celebrated. The Bishop (or his delegate) will celebrate Confirmation with your child and it will take place during a Mass, just after the Gospel. Each part of the Confirmation rite (see key vocabulary below) is significant in its own way. Your child will learn more about each part this week at school.

This section is different from the others, as it features two home sessions, one before Confirmation, and one after Confirmation. The second session is an opportunity to look back and thank God for the journey to Confirmation, which you have undertaken along with your child.

As Pope Francis said to young people at their Confirmation: **"It is an invitation which I make to you, young confirmandi, and to all present. Remain steadfast in the journey of faith, with firm hope in the Lord. This is the secret of our journey!"**

Many thanks for your support.

Bible references for this theme:

During this theme your child will become more familiar with the following key vocabulary:

Confirmation rite
seal of the Holy Spirit
renewal of baptismal promises
laying on of hands
anointed with chrism

Home Session 7



At the beginning of your preparation, you chose a sponsor.

This week, tell your sponsor about the different parts of the Confirmation rite you have learned in school this week, and ask him/her about his/her own Confirmation.

What was your Confirmation name and why?

How did you feel in the week before your Confirmation?

What memories do you have of the rite of Confirmation?

Parent/Carer signature: _____

Home Session 8

Congratulations! You have been Confirmed and are now ready to be a witness for Jesus.



Thinking back to the Confirmation ceremony, write a short recount of your experience.

Include: how you felt before, during and after the ceremony, who was there (parents, sponsor, friends, teachers), some details about the ceremony (hymns, prayers etc.)

Space for a Photograph

Parent/Carer Signature: _____



Prayer Time at Home



This could be a good time to reflect on your experiences this week.

- Light a candle if you have one (your child's Baptismal candle could also be used)
- You may want to set up a centre point to focus on during your prayer: this could consist of a Bible, flowers and your candle.
- Close your eyes for a couple of minutes and think about how God's Spirit has been in your heart this week, and how your experiences have brought you closer to the Spirit.
- When finished reflecting, we say together:

In the name of the Father, and of the Son, and of the Holy Spirit. Amen.

Dear God, we thank you for helping (name) during his/her preparation for Confirmation. Help (name) to use the gifts and fruits of the Holy Spirit to always be a witness for Christ.

In the name of the Father, and of the Son, and of the Holy Spirit. Amen.

